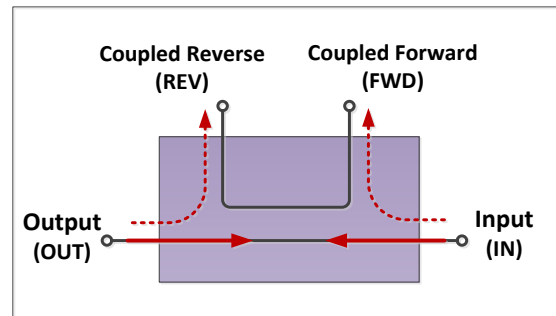


RoHS Compliant

### Electrical schematic

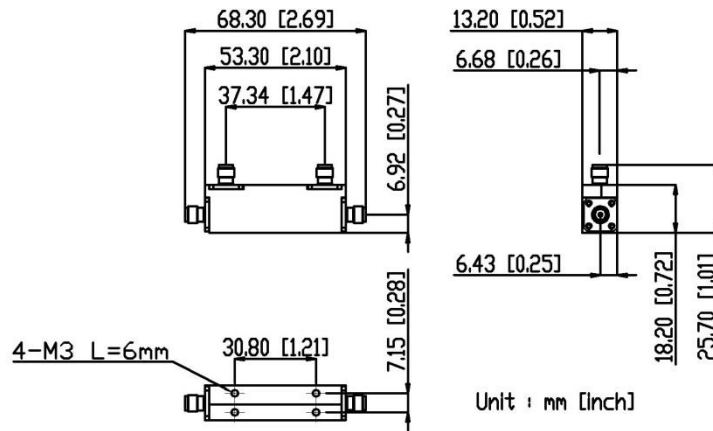


### Electrical Specifications

Parameter	Unit	Frequency (GHz)	Min.	Typ.	Max.	
Nominal Coupling (Forward Direction)	dB	2 – 8	9	10	11	
Coupling Flatness (Forward Direction)				±0.25	±0.3	
Directivity (Forward Direction)			24	27		
Main Line VSWR	:1			1.15	1.25	
Coupled Line VSWR				1.15	1.25	
Insertion Loss (Including Coupling Loss)	dB				0.9	1.1
Nominal Coupling (Reverse Direction)			9.3	10.3	11.3	
Coupling Flatness (Reverse Direction)				±0.25	±0.4	
Directivity (Reverse Direction)			20	23		
Average Power Handling	W					20

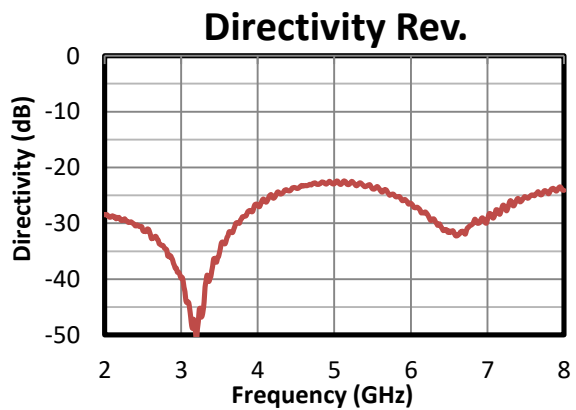
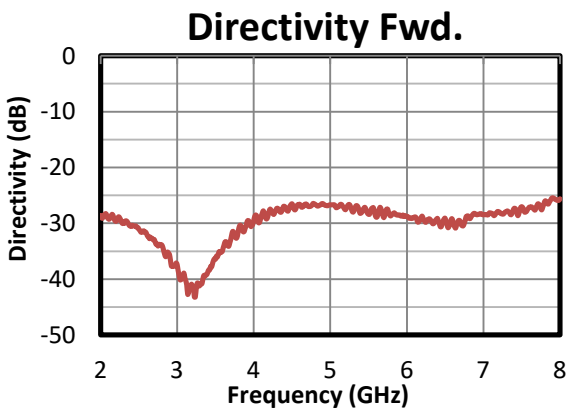
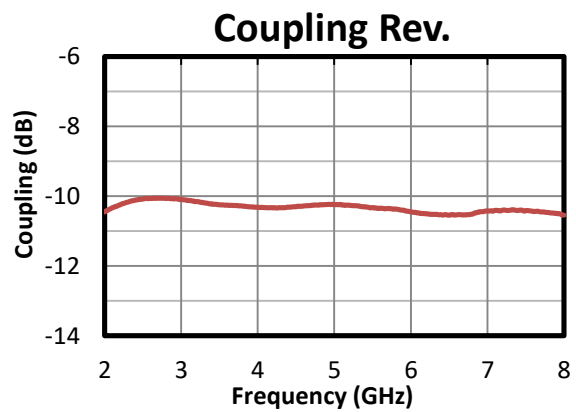
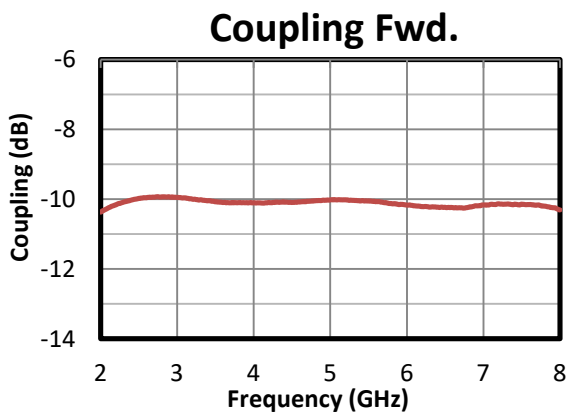
Operated in 50Ω system, 25°C environment.

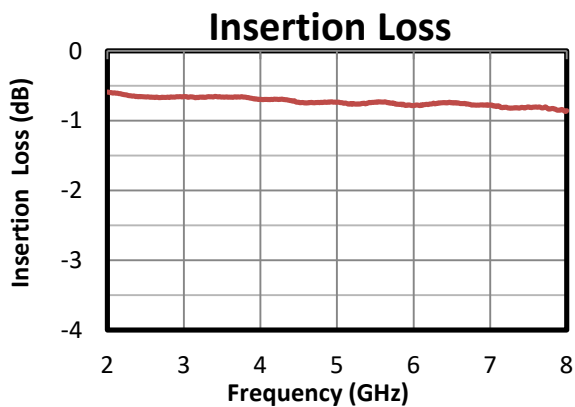
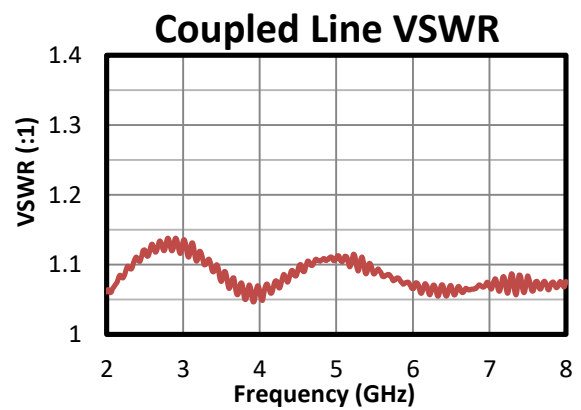
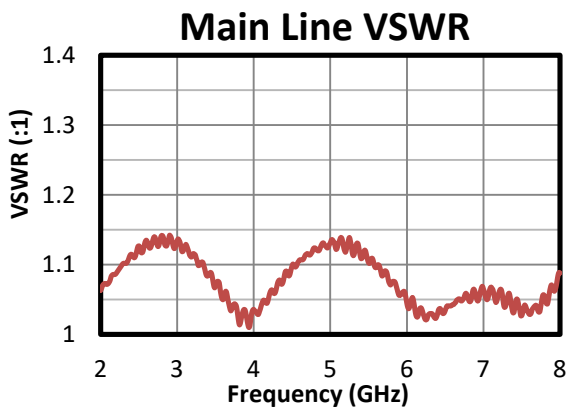
## Outline Drawing



Connectors: SMA Female

## Typical Performance





Typical performance S-parameter file: <https://www.amtery.com/en/goods-48>

For each S/N S-parameter file, go to <https://www.amtery.com/en/downloads>

Note: Specifications are subject to change without notice.