

Sensor/actuator box - SACB-8/16-L- 5,0 80MC SCO - 1401199

Please be informed that the data shown in this PDF Document is generated from our Online Catalog. Please find the complete data in the user's documentation. Our General Terms of Use for Downloads are valid (<http://download.phoenixcontact.com>)



Sensor/actuator box, Connection method: M12-SPEEDCON-socket Metal, Number of slots: 8, Number of positions: 5, Slot assignment: Double, Status indication: Yes, pnp; Master cable connection: Fixed connection 180°, PUR, halogen free, highly flexible, highly flexible, Cable length: 5 m, Shielding: No

Product Features

- ✓ Safety in the field, thanks to molded housing and high degree of protection
- ✓ Flexible, distributed bundling of signals in one master cable
- ✓ Convenient: increased machine availability thanks to quick and easy diagnostics
- ✓ Save space: distributor box with double occupancy for two sensors in one slot
- ✓ Save time, thanks to installation with SPEEDCON rapid interlock system



Key commercial data

Packing unit	1 PCE
GTIN	 4 046356 536110
Custom tariff number	85444290
Country of origin	POLAND

Technical data

General

Rated voltage	24 V DC
Max. operating voltage U_{max}	30 V DC
Current carrying capacity per I/O signal	2 A
Current carrying capacity per slot	4 A
Total rated current	12 A
Number of positions	5
Number of slots	8
Inflammability class according to UL 94	V0

Sensor/actuator box - SACB-8/16-L- 5,0 80MC SCO - 1401199

Technical data

General

Sensor/actuator connection system	M12-SPEEDCON-socket
-----------------------------------	---------------------

Ambient conditions

Degree of protection	IP65
	IP67
	IP69K
Ambient temperature (operation)	-30 °C ... 90 °C
	-40 °C ... 90 °C (cable, fixed installation)
	-5 °C ... 80 °C (cable, flexible installation)

Master cable connection data

Connection method	Fixed connection
Length of cable	5 m
Tightening torque slot sensor/actuator cable	0.4 Nm
Tightening torque screw plug	0.4 Nm

Insulation material

Housing material	PBT
Material of the moulding mass	PUR
Contact material	Cu alloy
Contact surface material	Gold-plated
Contact carrier material	PA
Material of threaded sleeve	Zinc die-cast
Material of threaded sleeve surface	Nickel-plated
Material, O-ring	NBR

Pin assignment

Slot/position = Wire color or connection	1 / 4 (A) = WH
	1 / 2 (B) = GY/PK
	2 / 4 (A) = GN
	2 / 2 (B) = RD/BU
	3 / 4 (A) = YE
	3 / 2 (B) = WH/GN
	4 / 4 (A) = GY
	4 / 2 (B) = BN/GN
	5 / 4 (A) = PK
	5 / 2 (B) = WH/YE
	6 / 4 (A) = RD
	6 / 2 (B) = YE/BN

Sensor/actuator box - SACB-8/16-L- 5,0 80MC SCO - 1401199

Technical data

Pin assignment

	7 / 4 (A) = BK
	7 / 2 (B) = WH/GY
	8 / 4 (A) = VT
	8 / 2 (B) = GY/BN
	1-8 / 1 (+ 24 V) = BN
	1-8 / 3 (0 V) = BU
	1-8 / 5 (PE) = GN/YE

Cable

Cable type	PUR halogen-free, highly flexible
Cable type (abbreviation)	80MC
Cable abbreviation	LS9Y11Y-J-EFK
Conductor cross section	16x 0.5 mm ² (signal line)
	3x 1 mm ² (power line)
AWG signal line	20
AWG power supply	17
Conductor structure signal line	28x 0.15 mm
Conductor structure, voltage supply	56x 0.15 mm
Wire colors	Brown, blue, green-yellow, white, green, yellow, gray, pink, red, black, violet, gray-pink, red-blue, white-green, brown-green, white-yellow, yellow-brown, white-gray, gray-brown
Overall twist	Wires twisted to an optimum in two layers
External sheath, color	Black RAL 9005
External cable diameter	10.75 mm
Smallest bending radius, fixed installation	90 mm
Smallest bending radius, movable installation	120 mm
Number of bending cycles	5000000
Bending radius	120 mm
Traversing path	5 m
Traversing rate	3 m/s
Acceleration	5 m/s ²
Torsion force	± 120 °/m (≥ 3 million torsion cycles)
Outer sheath, material	PUR
Material conductor insulation	PP
Conductor material	Bare Cu litz wires
Insulation resistance	≥ 10 MΩ*km (at 20 °C)
Conductor resistance	39 Ω/km (signal line)
	19.5 Ω/m (power line)

Sensor/actuator box - SACB-8/16-L- 5,0 80MC SCO - 1401199

Technical data

Cable

Nominal voltage, cable	300 V
Test voltage, cable	2000 V
Special properties	Silicone-free
	Free of substances which would hinder coating with paint or varnish
Flame resistance	DIN EN 50265-2-1
Halogen-free	The cable is halogen-free
Resistance to oil	in accordance with DIN EN 60811-2-1
Ambient temperature (operation)	-30 °C ... 70 °C (cable, fixed installation)
	5 °C ... 70 °C (cable, flexible installation)

Classifications

ETIM

ETIM 3.0	EC001856
ETIM 4.0	EC002585
ETIM 5.0	EC002585

UNSPSC

UNSPSC 11	31261501
UNSPSC 12.01	31261501
UNSPSC 13.2	31261501
UNSPSC 6.01	31261501
UNSPSC 7.0901	31261501

eCl@ss

eCl@ss 4.0	27250313
eCl@ss 4.1	27250313
eCl@ss 5.0	27143423
eCl@ss 5.1	27143423
eCl@ss 6.0	27143423
eCl@ss 7.0	27449001
eCl@ss 8.0	27449001

Approvals

Approvals

Sensor/actuator box - SACB-8/16-L- 5,0 80MC SCO - 1401199

Approvals

Approvals

GOST

Ex Approvals

Approvals submitted

Approval details



Accessories

Accessories

Marking

Contactor marker – zack marker strip - SS-ZB 17,5 WH - 0804963



Contactor marker – zack marker strip, Strip, white, Unlabeled, Can be labeled with: Plotter, Mounting type: Snap into flat marker groove, Lettering field: 17.5 x 8 mm

Protection and sealing elements

Screw plug - PROT-MS SCO - 1553129



M12 screw plug with SPEEDCON quick locking for unoccupied M12 sockets of the sensor/actuator cables, boxes and flush-type connectors

Tools

Sensor/actuator box - SACB-8/16-L- 5,0 80MC SCO - 1401199

Accessories

Torque screwdriver - TSD 04 SAC - 1208429



Torque screwdriver, with preset torque of 0.4 Nm and 4 mm hexagonal drive for M12 connectors

Tool - SAC BIT M12-D15 - 1208432



Nut for assembling sensor/actuator cables with M12 connector and for M12 connectors with QUICKON fast connection technology, for 4 mm hexagonal drive

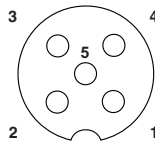
Tool - SACC BIT M12-D20 - 1208445



Nut for assembling SACC M12 connectors for free assembly, excluding M12 connectors with QUICKON fast connection technology, for 4 mm hexagonal drive

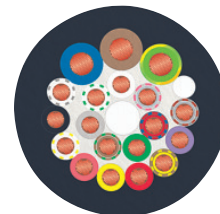
Drawings

Schematic diagram



M12 slot, socket, 5-pos.

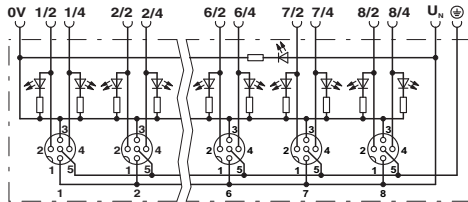
Cable cross section



PUR halogen-free, highly flexible [80MC]

Sensor/actuator box - SACB-8/16-L- 5,0 80MC SCO - 1401199

Circuit diagram



Dimensioned drawing

