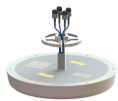


## 2300 to 2700 MHz/4900 to 5950 MHz 4-port MIMO Ceiling Mount Antenna




Patent Pending  
CMQ23496



(TILE FLUSH MOUNT)  
Standard



(ABOVE CEILING TILE MOUNT)  
Part # HKIT-CMX-001



(HARD CEILING EXTENSION MOUNT)  
Part # HKIT-CMX-002

### 4-PORT MIMO MULTI-BAND CEILING MOUNTED OMNIDIRECTIONAL ANTENNA

The Patent Pending CMQ23496 is an indoor broadband 4-port MIMO omnidirectional ceiling mount antenna. It is designed to provide pattern coverage that is optimized for indoor requirements at 2300-2700 MHz and 4900-5950 MHz frequency bands. The individual antenna elements are designed to radiate a pattern that has been specifically shaped to provide optimal radiation within a coverage zone.

#### FEATURES

- Low Profile aesthetically neutral housing
- Mounts directly and easily to ceiling tile
- Performance optimized using Laird proprietary RF optimization tools
- Excellent flame retardancy rating
- Four radiating elements optimized for indoor applications
- RoHS compliant

#### MARKETS

- WLAN - 802.11n & 802.11ac
- Building Operators – offices & meeting rooms
- Hospitality – hotels & casinos
- Transportation – airport, bus, & train terminals
- Retail – stores & indoor pedestrian malls
- Education – libraries & museums

#### BENEFITS

- Provides MIMO/MUMIMO capabilities for multiband 802.11n and 802.11ac applications
- Optional antenna mounting kits are available to accommodate a variety of installation requirements
- Attractive, compact design and form factor ideal for indoor solution applications.

PARAMETER	SPECIFICATION			
Frequency Bands, MHz	2300-2400	2400-2500	2500-2700	4900-5950
Peak Gain, dBi (Typ)	4.4	4.5	4.5	5.4
Peak Gain, dBi (Max)	4.9	5.6	5.6	6.3
VSWR (Typ)	<1.4:1	<1.4:1	<1.8:1	<1.8:1
VSWR (Max)	<2:1	<2:1	<2:1	<2:1
Isolation, dB (Max)	< -17	< -18	< -18	< -24
Port 1->Port 2, dB (Typ)	< -19	< -19	< -19	< -26
Port 1->Port 3, dB (Typ)	< -20	< -21	< -22	< -24
Port 1->Port 4, dB (Typ)	< -20	< -21	< -22	< -25
Port 2->Port 3, dB (Typ)	< -20	< -20	< -21	< -25
Port 2->Port 4, dB (Typ)	< -19	< -20	< -20	< -25
Port 3->Port 4, dB (Typ)	< -19	< -21	< -21	< -26
Number of Ports	4			
Polarization	Linear Vertical			
Azimuth Pattern Beamwidth	Omnidirectional			
Power	10 Watts			
Dimensions (diameter x height)	17.8 cm x 3.2 cm (7" x 1.26")			
Weight	1.18 kg (2.60 lbs.)			
Operating Temperature	-30° C to +70° C (-22° F to 158° F)			
Storage Temperature	-40° C to +85° C (-40° F to 185° F)			
Radome	PC/ABS, UL94-V0, UV STABLE, WHITE			

MODEL NUMBER	CABLE LENGTH	CONNECTOR
CMQ23496-75RSMM	4x - 75mm	4x - RSMA Male
CMQ23496-91NF	4x - 91mm	4x - Type N Female
CMQ23496-91RTNM	4x - 91mm	4x - RTNC Male

Americas: +1.847.839.6907  
IAS-AmericasEastSales@lairdtech.com

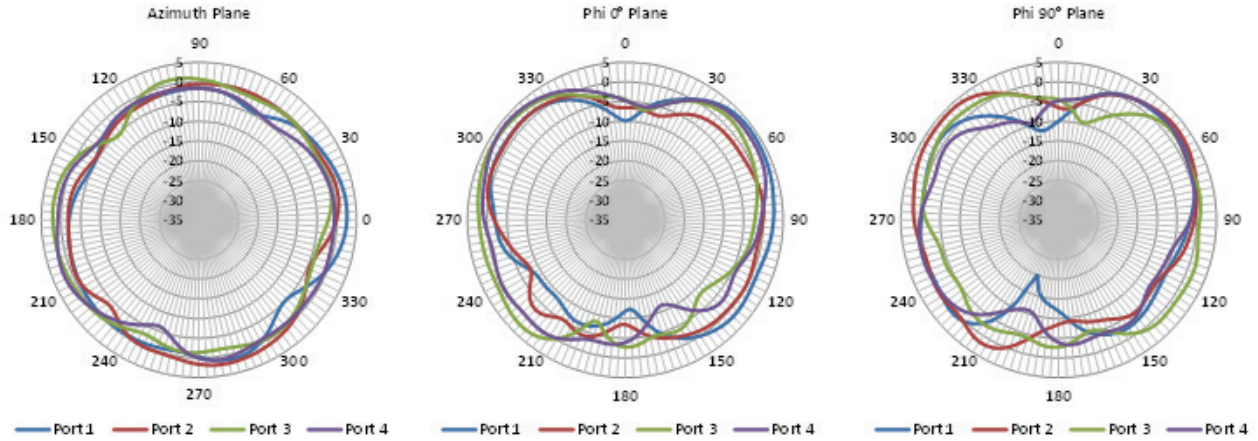
Europe: +44.1628.858941  
IAS-EUSales@lairdtech.com

Asia: +86.21.5855.0827.127  
IAS-AsiaSales@lairdtech.com

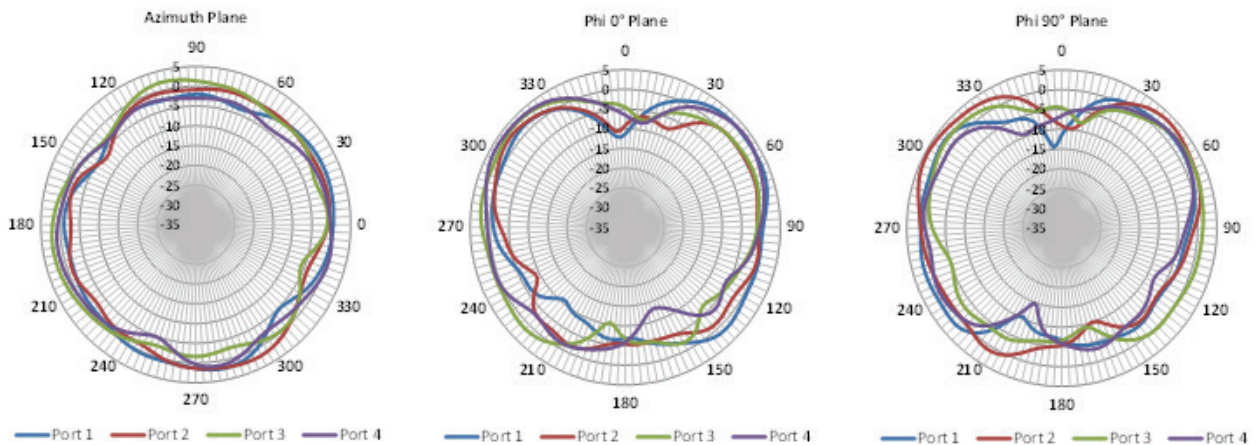
[www.lairdtech.com](http://www.lairdtech.com)

### RADIATION PATTERNS

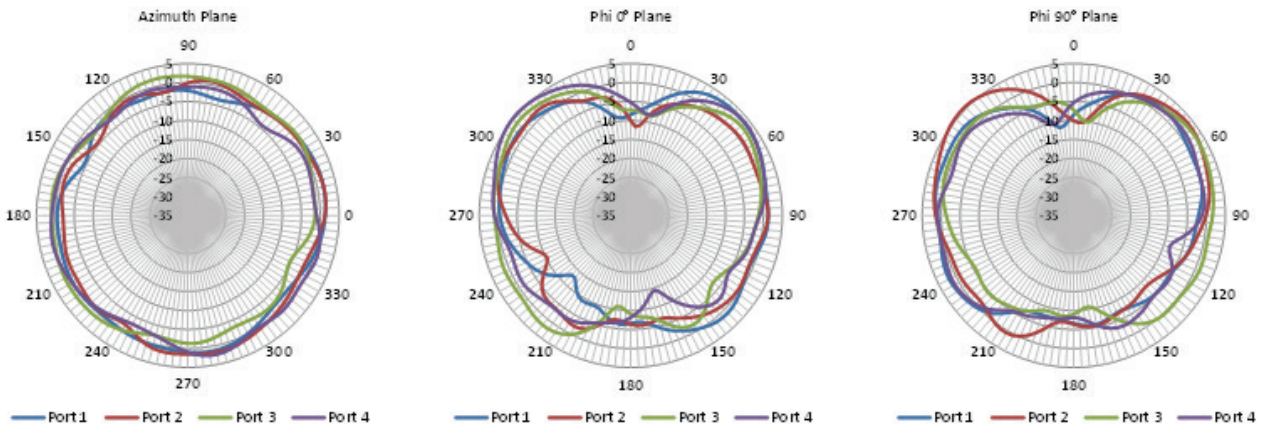
Radiation Pattern at 2300 MHz



Radiation Pattern at 2400 MHz

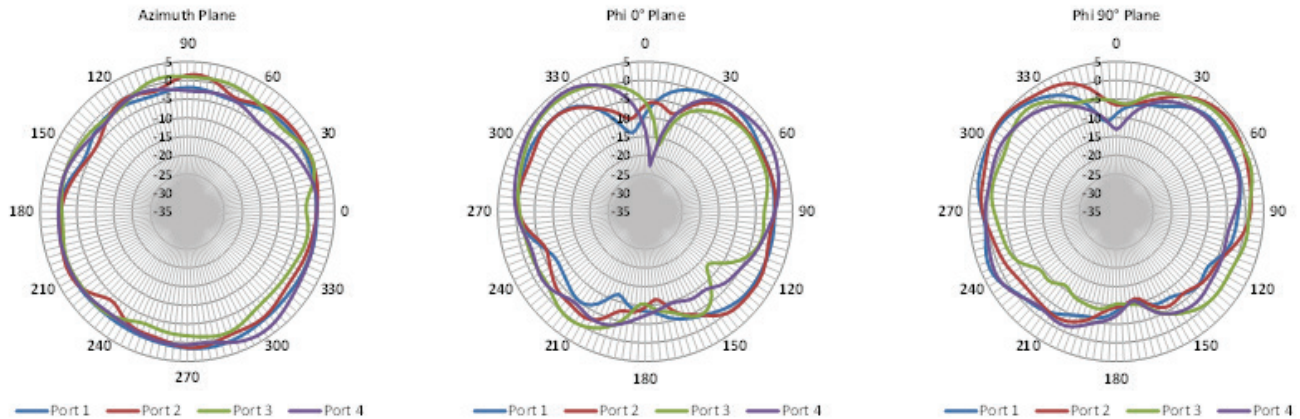


Radiation Pattern at 2500 MHz

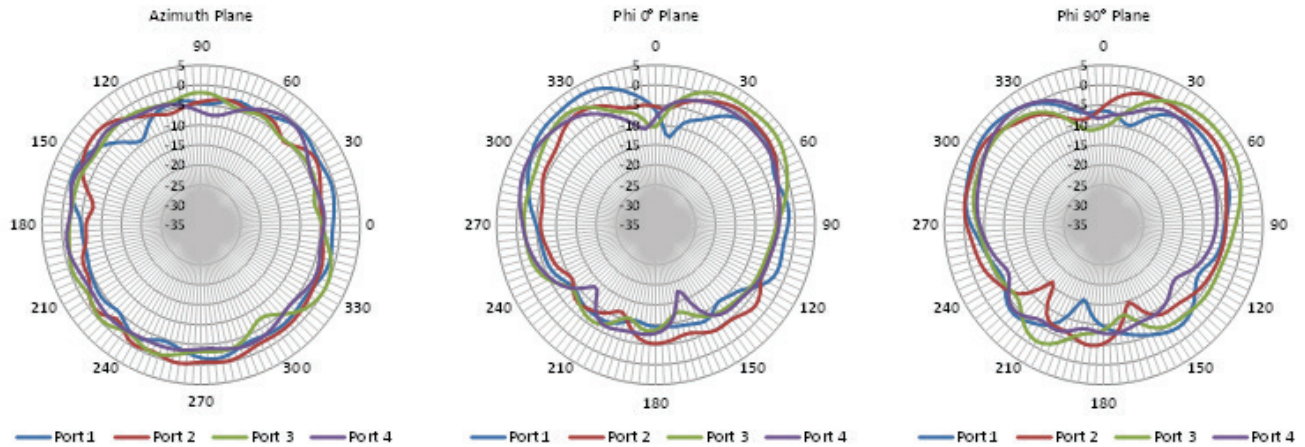


**2300 to 2700 MHz/4900 to 5950 MHz  
4-port MIMO Ceiling Mount Antenna**

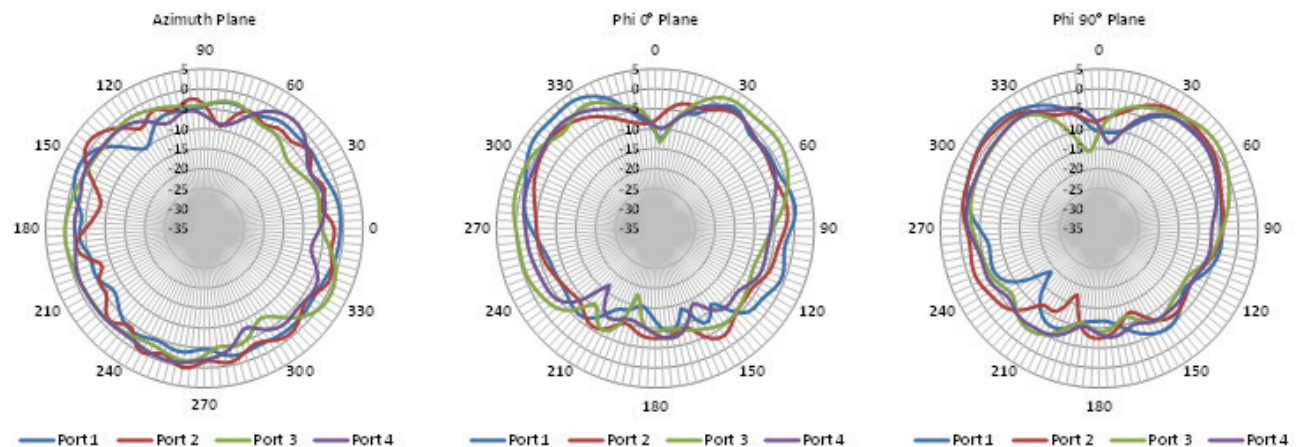
**Radiation Pattern at 2700 MHz**



**Radiation Pattern at 4900 MHz**



**Radiation Pattern at 5400 MHz**



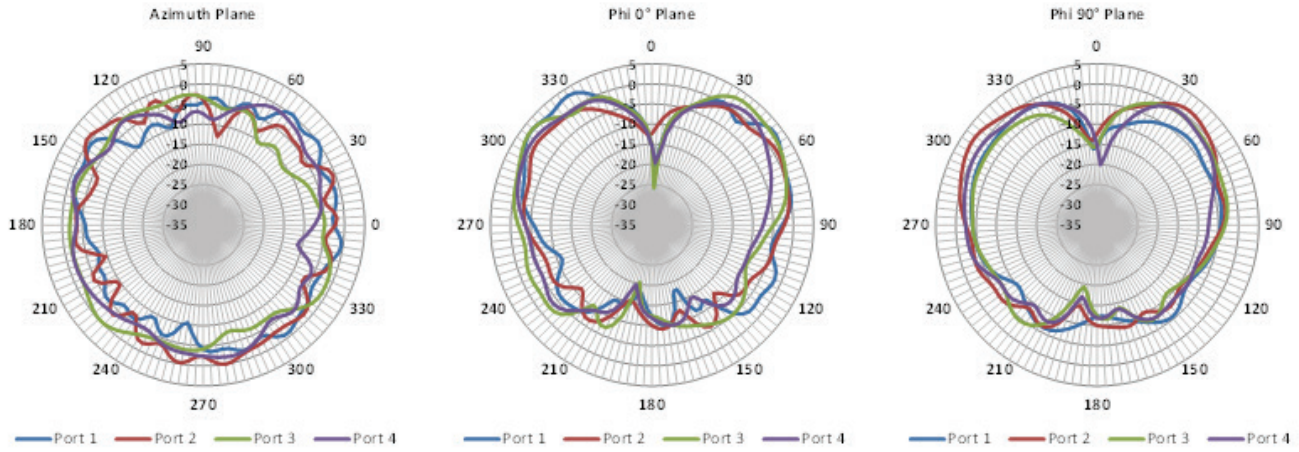


Smart Technology. Delivered.

CMQ23496

# 2300 to 2700 MHz/4900 to 5950 MHz 4-port MIMO Ceiling Mount Antenna

Radiation Pattern at 5900 MHz



Americas: +1.847 839.6907  
IAS-AmericasEastSales@lairdtech.com

Europe: +44.1628.858941  
IAS-EUSales@lairdtech.com

Asia: +86.21.5855.0827.127  
IAS-AsiaSales@lairdtech.com

[www.lairdtech.com](http://www.lairdtech.com)

IAS-ANT-DS-CMQ23496\_0615

Any information furnished by Laird Inc. and its agents is believed to be accurate and reliable. All specifications are subject to change without notice. Responsibility for the use and application of Laird materials rests with the end user, since Laird and its agents cannot be aware of all potential uses. Laird makes no warranties as to the fitness, merchantability or suitability of any Laird materials or products for any specific or general uses. Laird shall not be liable for incidental or consequential damages of any kind. All Laird products are sold pursuant to the Laird Terms and Conditions of sale in effect from time to time, a copy of which will be furnished upon request. © Copyright 2015 Laird Inc. All Rights Reserved. Laird, Laird Technologies, the Laird Logo, and other marks are trademarks or registered trademarks of Laird Inc. or an affiliate company thereof. Other product or service names may be the property of third parties. Nothing herein provides a license under any Laird or any third party intellectual property rights.