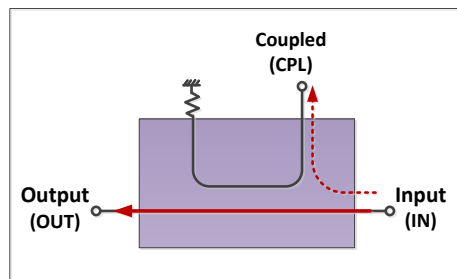




RoHS Compliant

Electrical schematic

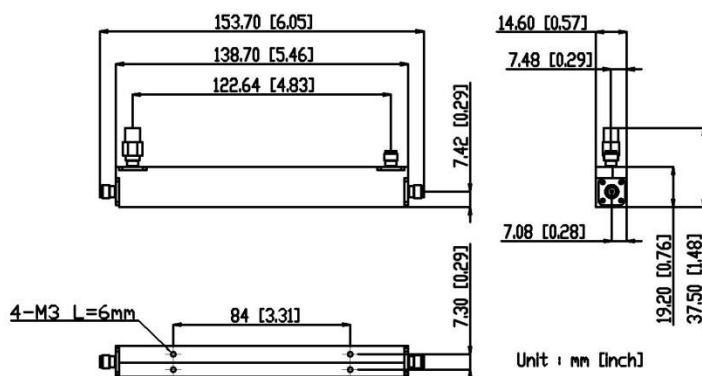


## Electrical Specifications

Parameter	Unit	Frequency (GHz)	Min.	Typ.	Max.
Nominal Coupling	dB	0.5 – 18	18.5	20	21.5
Coupling Flatness		0.5 – 18		±0.6	±1.0
Directivity		0.5 – 8	20	24	
		8 – 18	16	21	
Insertion Loss		0.5 – 18		1.3	1.7
Main Line VSWR	:1	0.5 – 8		1.15	1.20
		8 – 18		1.20	1.30
Coupled Line VSWR		0.5 – 8		1.15	1.25
		8 – 18		1.25	1.35
Average Power Handling	W	0.5 – 18			20

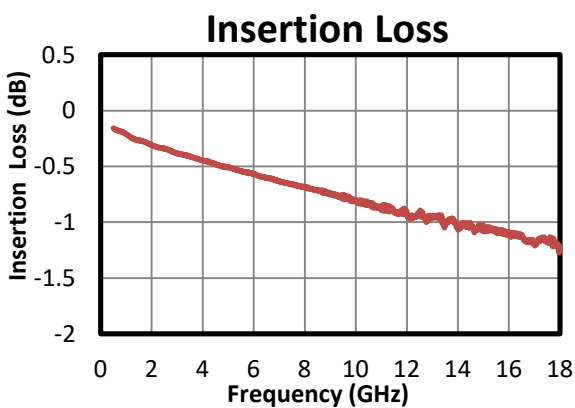
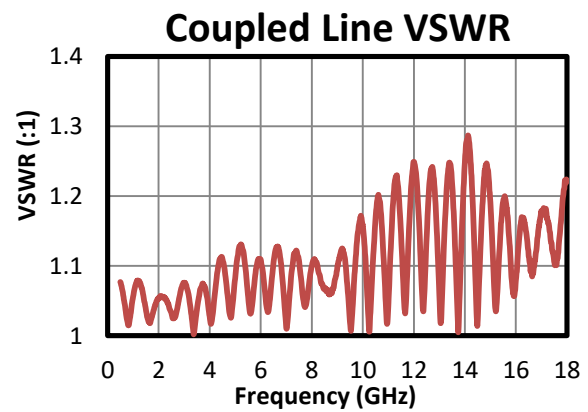
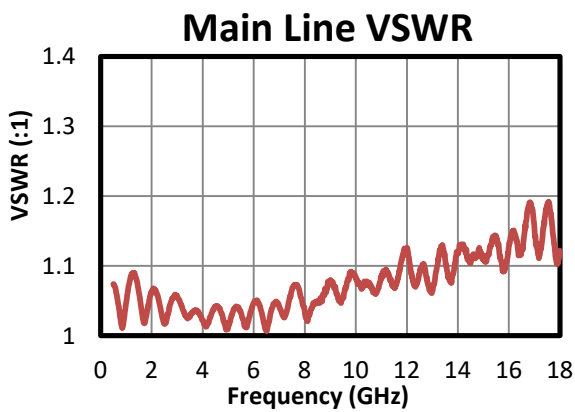
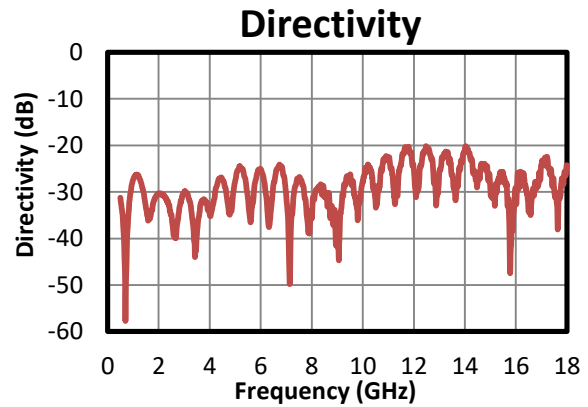
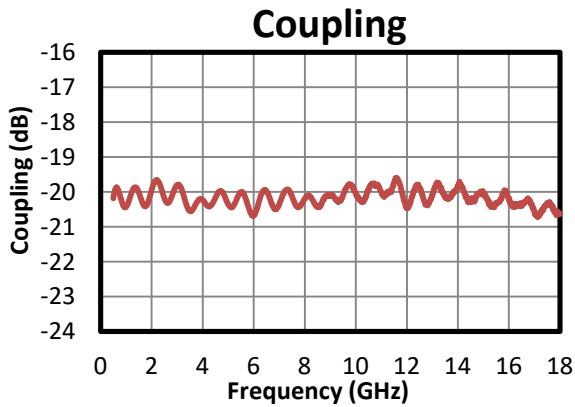
Operated in 50Ω system, 25°C environment.

## Outline Drawing



Connectors: SMA Female

## Typical Performance



Typical performance S-parameter file: <https://www.amtery.com/en/goods-40>

For each S/N S-parameter file, go to <https://www.amtery.com/en/downloads>

Note: Specifications are subject to change without notice.